

# Jeep 2016 MODEL YEAR COMPASS LATITUDE 4X4

For more information visit: [www.jeep.com](http://www.jeep.com)  
or call 1-877-IAM-JEEP

FCA US LLC

THIS VEHICLE IS MANUFACTURED TO MEET SPECIFIC UNITED STATES REQUIREMENTS. THIS VEHICLE IS NOT MANUFACTURED FOR SALE OR REGISTRATION OUTSIDE OF THE UNITED STATES.

MANUFACTURER'S SUGGESTED RETAIL PRICE OF THIS MODEL INCLUDING DEALER PREPARATION

Base Price: \$25,895

JEEP COMPASS LATITUDE 4X4

Exterior Color: Deep Cherry Red Crystal Pearl Coat Exterior Paint

Interior Color: Dark Slate Gray Interior Color

Interior: Cloth / Vinyl Low-Back Bucket Seats

Engine: 2.4-Liter I4 DOHC 16-Valve Dual VVT Engine

Transmission: 6-Speed Automatic Transmission

STANDARD EQUIPMENT (UNLESS REPLACED BY OPTIONAL EQUIPMENT)

FUNCTIONAL/SAFETY FEATURES

- Advanced Multistage Front Airbags
- Supplemental Side-Curtain Front Airbags
- Active Head Restraints
- Electronic Stability Control
- Electronic Roll Mitigation
- Anti-Lock 4-Wheel Disc Brakes
- Speed Control
- Brake Assist
- Power Windows with Driver's One-Touch-Down Feature
- Speed Sensitive Power Door Locks
- Keyless Entry
- Illuminated Entry
- Sentry Key® Theft Deterrent System
- Rear Window Defroster
- Rear Window Wiper / Washer
- Compact Spare Tire

INTERIOR FEATURES

- Radio 130
- Uconnect® Voice Command with Bluetooth®
- SiriusXM® Sat Radio w/ 1-Yr Radio Subscription
- For More Information, Call 888-539-7474
- Auto-Dimming Rearview Mirror w/Microphone
- Air Conditioning
- Outside Temperature Display in Odometer
- Heated Front Seats
- Rear 60 / 40 Split Fold and Recline Seat
- 4 Speakers
- 12-Volt Auxiliary Power Outlet
- 115-Volt Auxiliary Power Outlet
- Tire Pressure Monitor with Warning Lamp
- Leather-Wrapped Steering Wheel

Steering Wheel Mounted Audio Controls

Tilt Steering Column

Driver Seat Height Adjuster

Full-Length Floor Console

Luxury Front and Rear Floor Mats

Illuminated Cup Holders

EXTERIOR FEATURES

17-Inch x 6.5-Inch Aluminum Wheels

P215/60R17 BSW All Season Touring Tires

Power Heated Mirrors with Manual Fold-Away

Premium Fog Lamps

Automatic Headlamps

Halogen Headlamps

Deep Tint Sunscreen Glass

Acoustic Windshield

Variable Intermittent Windshield Wipers

Liftgate Door with Fixed Glass

OPTIONAL EQUIPMENT (May Replace Standard Equipment)

Customer Preferred Package 2GS

Daytime Running Headlamps, High Beam \$40

Remote Start System

DESTINATION CHARGE \$995

TOTAL PRICE: \* \$26,930

WARRANTY COVERAGE

5-year or 60,000-mile Powertrain Limited Warranty.

3-year or 36,000-mile Basic Limited Warranty.

Ask Dealer for a copy of the limited warranties or see your owner's manual for details.

**5 YEAR / 60,000 MILE  
POWERTRAIN WARRANTY**

Assembly Point/Port of Entry: BELVIDERE, ILLINOIS, U.S.A.

VIN: 1C4-NJDEBOGD-617356

L4-VON: 9501


S.L.  
1118

THIS LABEL IS ADDED TO THIS VEHICLE TO COMPLY WITH FEDERAL LAW. THE LABEL CANNOT BE REMOVED OR ALTERED PRIOR TO DELIVERY TO THE ULTIMATE PURCHASER.

\* STATE AND/OR LOCAL TAXES IF ANY, LICENSE AND TITLE FEES AND DEALER SUPPLIED AND INSTALLED OPTIONS AND ACCESSORIES ARE NOT INCLUDED IN THIS PRICE. DISCOUNT, IF ANY, IS BASED ON PRICE OF OPTIONS IF PURCHASED SEPARATELY.

## EPA DOT Fuel Economy and Environment

Gasoline Vehicle

Fuel Economy  
 **22** MPG  
 combined city/hwy  
**4.5** gallons per 100 miles

Small SUV 4WD range from 18 to 33 MPG. The best vehicle rates 119 MPGe.

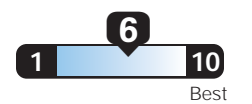
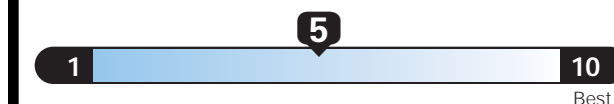
**20** city  
**26** highway

You spend  
**\$1,250**  
 more in fuel costs over 5 years compared to the average new vehicle.

Annual fuel cost  
**\$2,050**

Fuel Economy & Greenhouse Gas Rating (tailpipe only)

Smog Rating (tailpipe only)



This vehicle emits 398 grams CO2 per mile. The best emits 0 grams per mile (tailpipe only). Producing and distributing fuel also creates emissions; learn more at [fuel economy.gov](http://fuel economy.gov)

Actual results will vary for many reasons, including driving conditions and how you drive and maintain your vehicle. The average new vehicle gets 25 MPG and cost \$9,000 to fuel over 5 years. Cost estimates are based on 15,000 miles per year at \$3.00 per gallon. MPGe is miles per gasoline gallon equivalent. Vehicle emissions are a significant cause of climate change and smog.

**fuel economy.gov**

Calculate personalized estimates and compare vehicles



Smartphone QR Code™



## GOVERNMENT 5-STAR SAFETY RATINGS

Overall Vehicle Score

Not Rated

Based on the combined ratings of frontal, side, and rollover. Should ONLY be compared to other vehicles of similar size and weight.

Frontal  
Crash

Driver  
Passenger

★★★  
★★★

Based on the risk of injury in a frontal impact. Should ONLY be compared to other vehicles of similar size and weight.

Side  
Crash

Front seat  
Rear seat

Not Rated  
Not Rated

Based on the risk of injury in a side impact.

Rollover

★★★★★

Based on the risk of rollover in a single-vehicle crash.

Star ratings range from 1 to 5 stars (★★★★★) with 5 being the highest.

Source: National Highway Traffic Safety Administration (NHTSA)

[www.safercar.gov](http://www.safercar.gov) or 1-888-327-4236

## PARTS CONTENT INFORMATION

FOR VEHICLES IN THIS CARLINE:

U.S./CANADIAN PARTS CONTENT: 69%  
 NOTE: PARTS CONTENT DOES NOT INCLUDE FINAL ASSEMBLY, DISTRIBUTION, OR OTHER NON-PARTS COSTS.

FOR THIS VEHICLE:

FINAL ASSEMBLY POINT:  
 BELVIDERE, ILLINOIS, U.S.A.

COUNTRY OF ORIGIN:

ENGINE: UNITED STATES  
 TRANSMISSION: KOREA, REPUBLIC OF

The safety ratings above are based on Federal Government tests of particular vehicles equipped with certain features and options. The performance of this vehicle may differ.